



**Welland Park
Academy**

Learning For Life

Welcome to GCSE

Year 11 2023

Aims of this evening:

- Mock exams, exams
- Resilience
- Maths and English
- Target grades and reports explained
- Opportunity for the summer
- Support: academic and wellbeing
- Navigating Post 16 options
- Online resource for families
- Questions
- Revision support books available for collection

We asked previous Year 11....

If you had 1 piece of advice for year 11's what would it be?

- Be more motivated
- Enjoy your last year
- Pay more attention in Citizenship!
- Year 11 is full of so many things, take the opportunities
- Use your form tutor more to talk about your progress
- Don't let anything stop you!
- Get into a routine for revision
- Be comfortable with yourself
- Keep your head down and get on with it – I wish I had listened more

We also asked the parents of previous Year 11 for their point of view....

- I found reports really helpful
- I made sure xxx had a safe space to study with all the equipment they needed
- WPA is a family
- I always felt able to ask questions
- Revision support was excellent
- I always let xxxx know that there is nothing that can't be sorted and school will help
- Emails about what was coming up were really helpful
- The staff are talented, committed, caring and enthusiastic
- I really valued effort scores on reports
- Pastoral support was excellent
- I helped create a revision timetable but then I also checked they stuck to it!
- It felt like a genuine partnership

Key dates

Date * dates may be subject to change	Event
Monday 11 th September	Boost sessions begin (after school and lunch times)
Week commencing 2nd October	Reports home to parents. Accessible via EduLink
Thursday 5 th October	Careers Fair – an opportunity to meet employers and local post 16 providers.
Thursday 12 th October	Revision / Wellbeing Day
Wednesday 25 th October	Year 11 Parent's Evening in person. Book via EduLink
Tuesday 28 th October & 5 th November	Year 11 Interviews
Monday 13 th November – 23 rd November	Mock Exams
Week commencing 11th December	Progress reports to parents. Accessible via EduLink.
Tuesday 8 th January	Start of Academic Mentoring
Tuesday 16 th January	Year 11 Parent's Evening (Virtual) Start of Citizenship Boost for selected students
Monday 11th March	Mock exams
Week commencing 22 nd April	Reports home to parents. Accessible via EduLink
Monday 13 th May	Start of GCSE exam period dates TBC. Exam timetables will be accessible via EduLink closer to the exam time.
Wednesday 26 th June	Presentation Evening – Invitation only
Friday 5 th July	Year 11 Prom

Resilience



Mock exams

Y11 November 2023 Mocks Monday 13th November - Thursday 23rd November

Date	Start	Subject	Duration
Monday 13th November	9.00am	English Language	01:45
	1.30pm	Physical Education	01:00
		Health & Social Care	01:15
Tuesday 14th November	9.00am	History	02:00
	1.30pm	Maths Paper 1 (non-calc)	01:30
Wednesday 15th November	9.00am	Geography	01:30
	1.30pm	Biology: Triple & Combined	01:45 / 01:15
Thursday 16th November	9.00am	Maths Paper 2 (calc)	01:30
	1.30pm	French/German/Spanish: Reading (Higher / Foundation)	01:00 / 00:45
		French/German/Spanish: Writing (Higher / Foundation)	01:15 / 01:00
Friday 17th November	9.00am	Chemistry: Triple & Combined	01:45 / 01:15
	1.30pm	Design & Technology	02:00
		Food Preparation & Nutrition	01:45
		Media Studies	01:30
		Religious Studies	01:45
		Music: Listening	01:30
Monday 20th November	9.00am	English Literature	02:15
	1.30pm	Dance	01:30
		Statistics	01:30
Tuesday 21st November	9.00am	Maths Paper 3 (calc)	01:30
	1.30pm	Computer Science	02:00
Thursday 23rd November	9.00am	Physics: Triple & Combined	01:45:00 / 01:15
	1.30pm	Business	01:30
		Drama	01:30

Mock exams

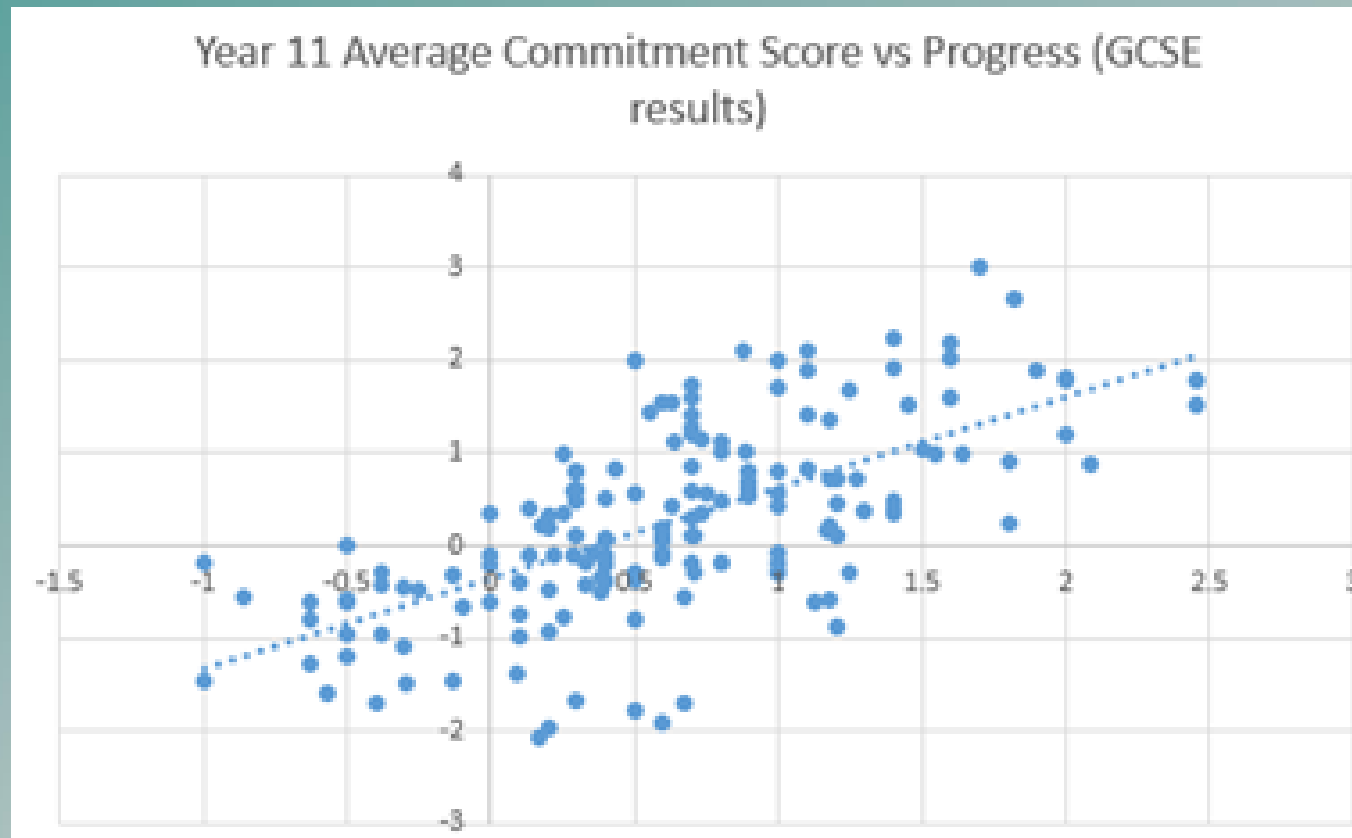


[DOWNLOAD](#) [EXAM TIMETABLE](#) [EXAM ENTRIES](#) [EXAM RESULTS](#)

1 days, 0 hours and 1 minutes until the start of CHEM4 GCE Chemistry Unit 4 exam

Date & Start Time	Board & Level	Code & Exam	Room	Seat	Duration
14 Jun 2016 1:00 PM	AQA GCE/B	CHEM4 GCE Chemistry Unit 4	Hall	H2	1hr 45m
14 Jun 2016 2:00 PM	AQA GCE/A	CHEM4 GCE Chemistry Unit 4	Hall	H2	1hr 45m
16 Jun 2016 1:00 PM	OCR GCE/B	F214 Biology	Gymnasium	E8	1hr 15m
20 Jun 2016 9:00 AM	AQA GCE/B	PHYA4 GCE Physics A Unit 4 (GCE Physics A Unit 4 Written and OT)	Gymnasium	E2	1hr 45m
22 Jun 2016 9:00 AM	AQA GCE/B	CHEM5 GCE Chemistry Unit 5	Gymnasium	G3	1hr 45m
23 Jun 2016 9:00 AM	OCR GCE/B	F215 Biology	Gymnasium	E6	2hr 00m

Why is commitment to learning important?



Reports explained

Subjects	Y11 Target Grade	MEG	Current		
			Forecast Grade	Attainment	Commitment Score
English Language Mr T Mummery	4-	3	4-	3+	+1
English Literature	4	3			
Mathematics Mr A Gaskell	4	3	3+	3-	+1
Combined Science Mr G Condon	4-4	3-3	5-4	4-4	+1
Business Studies Mrs Walker	4-	3-	5+	5-	0
Geography Mrs D Pendell	3+	2+	5+	5	+1
P.E. Core Miss C Gray					G
Sports Studies Miss C Gray	P2		M2-	P2	+1

Commitment to Learning criteria

+3	An enthusiastic, determined, and resilient learner. Completes extension tasks and additional work.
+2	Shows determination and resilience. Completes all independent learning thoroughly.
+1	Expectations for learning are exceeded. Shows independence in learning.
0	Minimum expectations met. Completes tasks adequately and meets independent learning deadlines.
-1	Often not working at potential. Inadequate effort in class or independent work limits progress.
-2	Low motivation or poor focus. Insufficient effort. Can be disruptive.
-3	Frequently disruptive or unfocused. Working far below potential. Lacks motivation and resilience.

Quintile:	What does this mean?
1	Highest 20% of the year group for commitment
2	Highest 40% of the year group for commitment
3	Broadly in line with the average for the year group for commitment
4	Lowest 40% of the year group for commitment
5	Lowest 20% of the year group for commitment

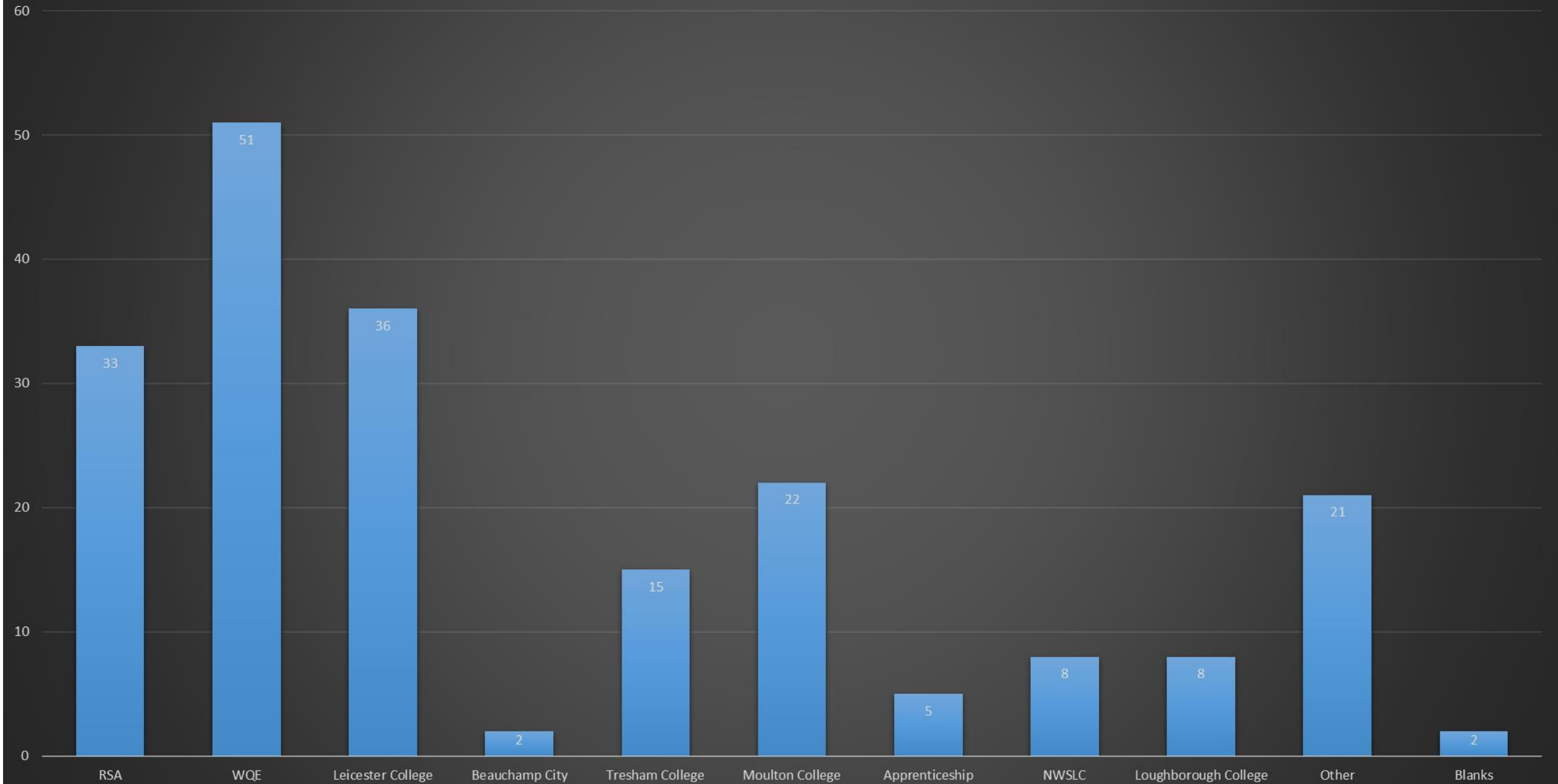
Report 1: Commitment to Learning only

Report 2: Standard progress report

Report 3: Standard progress report

Report 4: Standard progress report

WPA Post 16 Destinations 2023

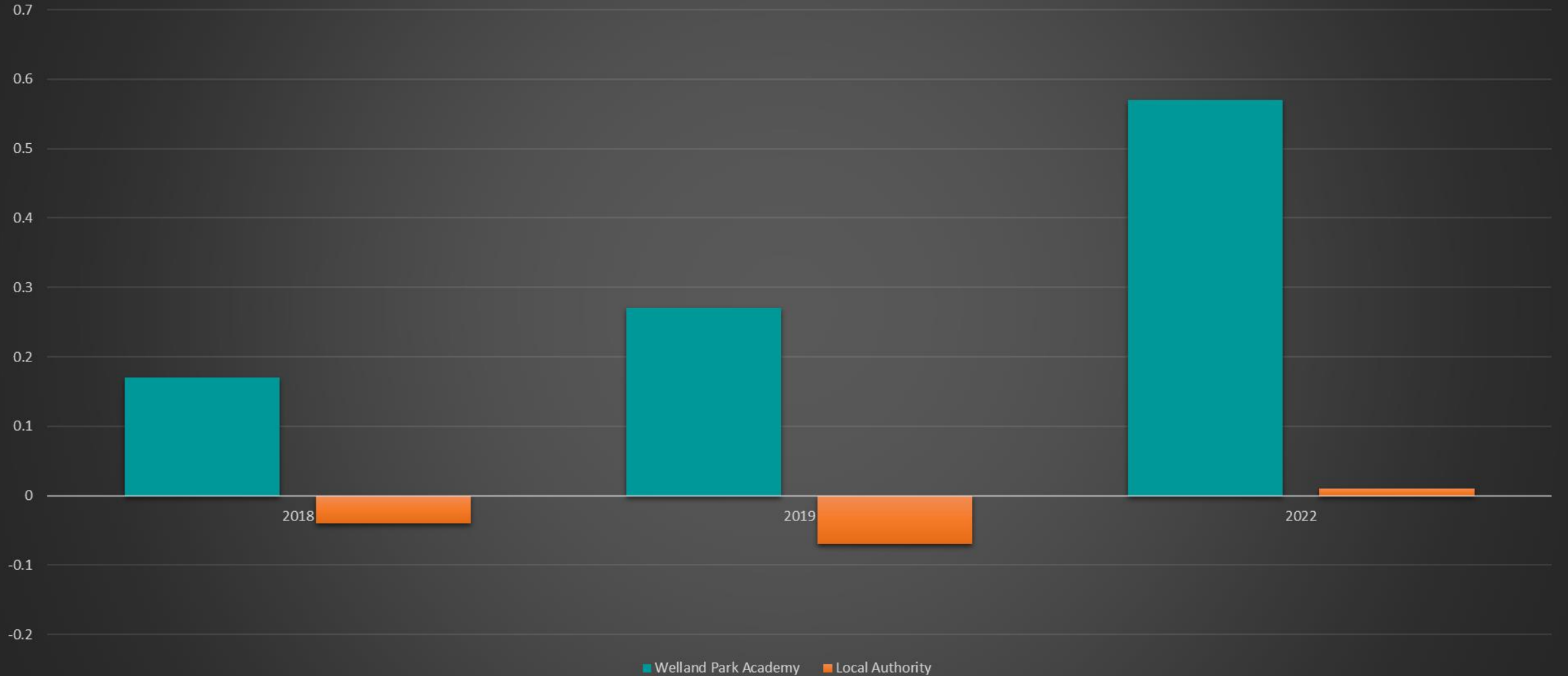


Progress 8 GCSE Examination performance

(data source: DfE)

WPA Progress 8 vs Local Authority Average

(Progress 8: the headline measure summarising the progress of all students and all subjects)



Maths





Maths – Where to identify the gaps.

- Classwork
- Homework
- Practice assessments
- End of unit assessments
- End of year assessments
- Progression booklets
- Dr Frost Maths
- Maths Genie
- When completed... mock exams!

Maths – Dr Frost Maths

10H2/Ma - GCSE Higher - Unit 1a - Key Skills Unit 1...
All of 10H2/Ma

Full Breakdown By Topic By Question

	Q1 View	Q2 View	Q3 View	Q4 View	Q5 View	Q6 View	Q7 View	Q8 View	Q9 View	Q10 View	Q11 View	Q12 View
12/12 ✓ 16 mins	✓	✓	✓	✓	✓	✓	✓	✓	✓	✓	✓	✓
12/12 ✓ 858 mins	✓	✓	✓	✓	✓	✓	✓	✓	✓	✓	✓	✓
11/12 ✓ 95 mins	✓	✓	✓	✓	✓	✓	✓	✓	✓	✓	✗	✓
12/12 ✓ 251 mins	✓	✓	✓	✓	✓	✓	✓	✓	✓	✓	✓	✓
12/12 ✓ 488 mins	✓	✓	✓	✓	✓	✓	✓	✓	✓	✓	✓	✓
11/12 ✓ 8 mins	✓	✓	✓	✓	✓	✓	✓	✓	✓	✓	✓	✓
8/12 ✓ 2927 mins	✓	✓	✓	✗	✓	✓	✗	✓	✓	✓	✗	✗
12/12 ✓ 11 mins	✓	✓	✓	✓	✓	✓	✓	✓	✓	✓	✓	✓
12/12 ✓ 184 mins	✓	✓	✓	✓	✓	✓	✓	✓	✓	✓	✓	✓

Question 11 ✕
2 mins

K123a Estimate the answer of a simple calculation. [Review](#)

CORRECT ANSWER:
160000

STUDENT ANSWER:
16000

By rounding each number to 1 significant figure, estimate the answer to

$$2353.21 \times 78.44$$

[See full markscheme](#)

123 Estimate the result of a calculation by first rounding each number.
Mastery: 0/100

[Set a Task](#) [Generate Worksheet](#) [Have a Go](#)

OR NARROW DOWN

	VIDEO	DIFFICULTY	RECENT ACCURACY
<input type="checkbox"/> E123: Exam Practice: Estimate the result of a calculation by first rounding each number.	Browse	📺	1-4
<input type="checkbox"/> K123a: Estimate the answer of a simple calculation.	Example	📺	1
<input type="checkbox"/> K123b: Estimate the result of a division.	Example	📺	2



Maths – How to fill in the gaps.

Maths Surgery

Maths Genie website

Maths Genie GCSE Revision GCSE Papers ▾ A Level Revision ▾ A Level Papers KS2 Revision Resources

Grade 4

Videos	Exam Questions	Exam Questions Booklet	Solutions
Compound Interest and Depreciation	Exam Questions	Compound Interest and Depreciation	Solutions
Indices	Exam Questions	Indices	Solutions
Prime Factors, HCF and LCM	Exam Questions	HCF, LCM	Solutions
Real Life and Distance Time Graphs		Real Life Graphs	Solutions
Inequalities	Exam Questions	Inequalities	Solutions
Forming and Solving Equations	Exam Questions	Forming and Solving Equations	Solutions
Sequences (Nth Term)	Exam Questions	Sequences (nth term)	Solutions
Expanding and Factorising	Exam Questions	Expand and Factorise	Solutions
Pythagoras	Exam Questions	Pythagoras	Solutions
Angles in Parallel Lines	Exam Questions	Angles in Parallel Lines	Solutions
Angles in Polygons	Exam Questions	Angles in Polygons	Solutions
Surface Area	Exam Questions	Surface Area	Solutions
Volume of a Prism	Exam Questions	Volume of Prisms	Solutions
Cylinders	Exam Questions	Volume and Surface Area of Cylinders	Solutions



Maths – Taking Responsibility!

In Maths, our expectations are important because they are there to make sure that all students can learn in the best possible environment - **because you all matter!**

Pen (and spares)

Green pen

Pencil

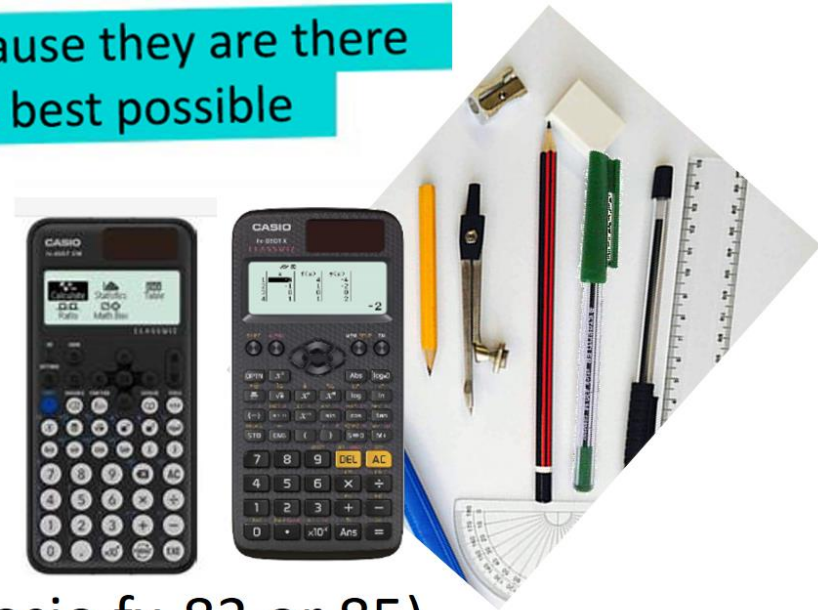
Ruler

Scientific Calculator (Preferably the Casio fx-83 or 85)

Compass

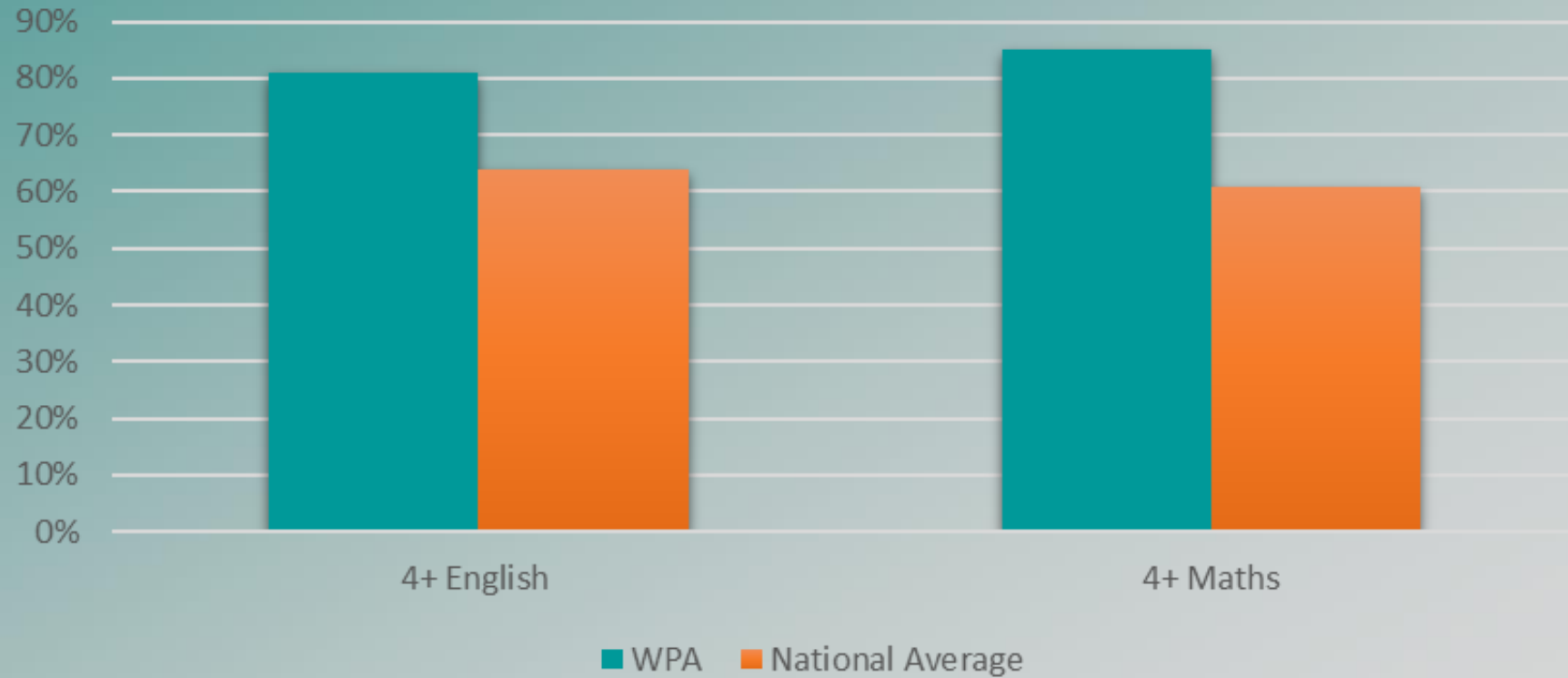
Protractor

Rubber and Sharpener!





WPA GCSE English and Maths 4+ vs National Average



Post 16



2023

Post 16
Open Events

Loughborough College Sat 7th October
Sat 4th November

Moulton College Sat 7th October 9-1
Sat 18th November 9-1

Tresham College Kettering Thurs 12th October 5-8
Corby Tues 17th October 5-8

Leicester College Thurs 26th October 4.30-7
Sat 25th November 9-3

NWSLC Mon 23rd October 5-8
Mon 27th November 5-8

Bishop Stopford Tues 21st November 5.30-8

Robert Smyth Academy Weds 15th November 6-8

WQE Sat 4th November 10-2

SMB Brooksby Melton Brooksby Sat 28th October 9-4
Melton Tues 14th November 5-7

Beauchamp City Sat 4th November 10-2

In school support:

PS16 login support – 2 lessons

Personal statement support – form tutors

Mock interviews – October / November

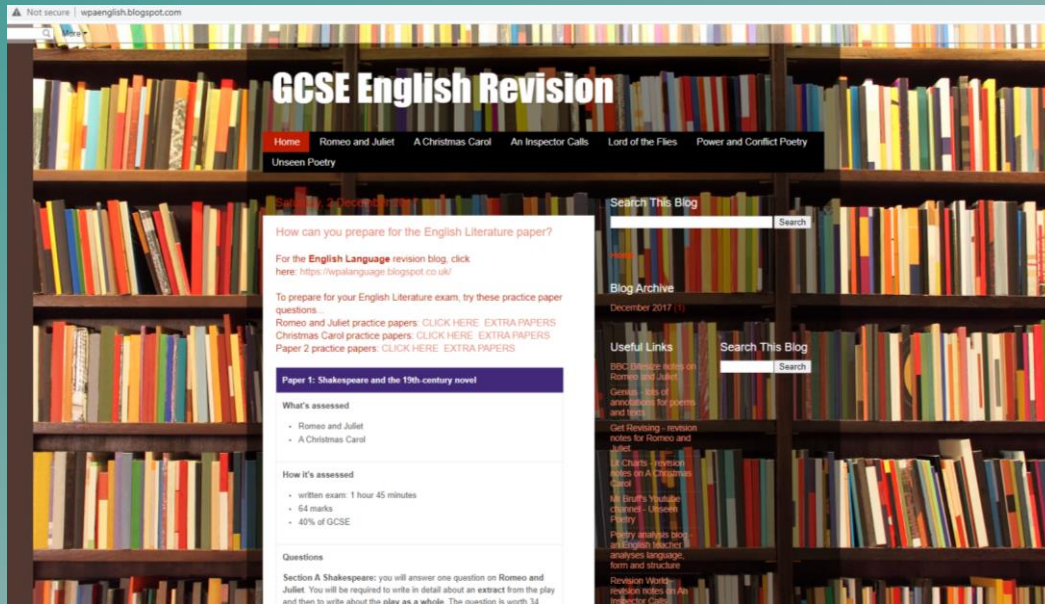
Careers Fair – 5th October

Internal deadline 31st December

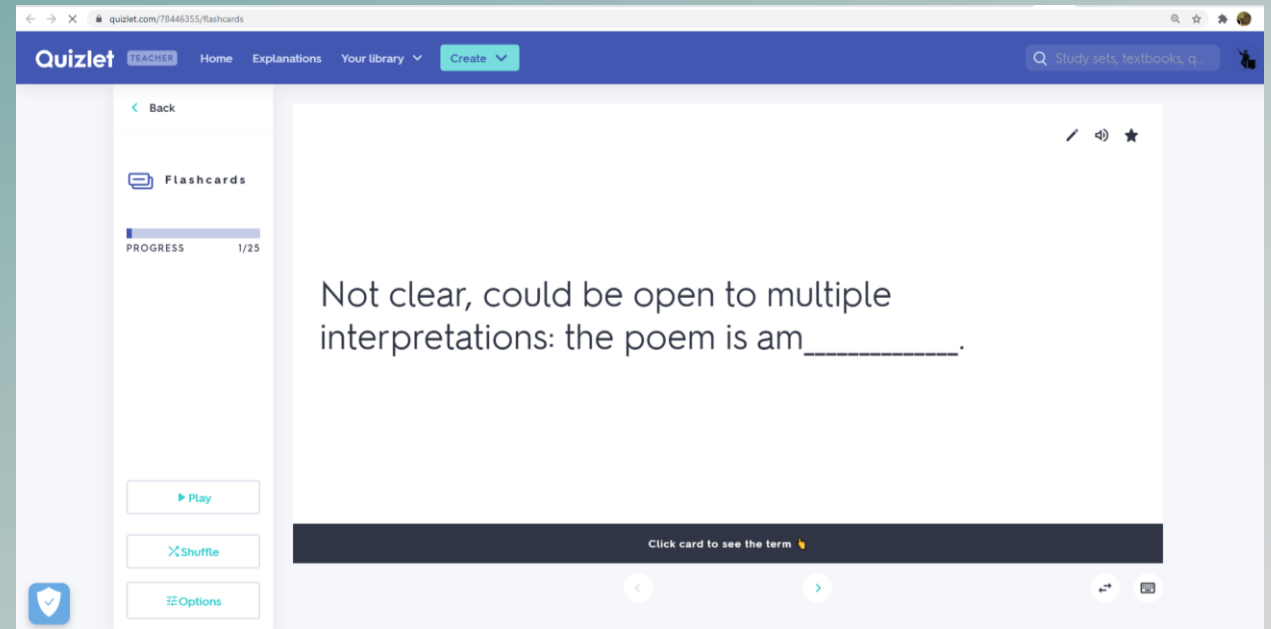
Applications to at least 2 providers

English

Online resources



The screenshot shows the homepage of the 'wpaenglish.blogspot.com' website. The background is a bookshelf filled with books. The main heading is 'GCSE English Revision'. Below this, there are navigation links for 'Home', 'Romeo and Juliet', 'A Christmas Carol', 'An Inspector Calls', 'Lord of the Flies', 'Power and Conflict Poetry', and 'Unseen Poetry'. A search bar is located on the right side. The main content area features a post titled 'How can you prepare for the English Literature paper?' with a sub-heading 'Paper 1: Shakespeare and the 19th century novel'. The post includes sections for 'What's assessed' (listing 'Romeo and Juliet' and 'A Christmas Carol'), 'How it's assessed' (listing 'written exam: 1 hour 45 minutes', '64 marks', and '40% of GCSE'), and 'Questions' (listing 'Section A Shakespeare: you will answer one question on Romeo and Juliet. You will be required to write in detail about an extract from the play and then to write about the play as a whole. The question is worth 34 marks').



The screenshot shows a Quizlet flashcard interface. The browser address bar shows 'quizlet.com/78446355/flashcards'. The Quizlet navigation bar includes 'TEACHER', 'Home', 'Explanations', 'Your library', and a 'Create' button. The main content area displays a flashcard with the text: 'Not clear, could be open to multiple interpretations: the poem is an_____.' Below the flashcard, there are buttons for 'Play', 'Shuffle', and 'Options'. A progress indicator shows 'PROGRESS 1/25'. At the bottom, there is a prompt: 'Click card to see the term'.

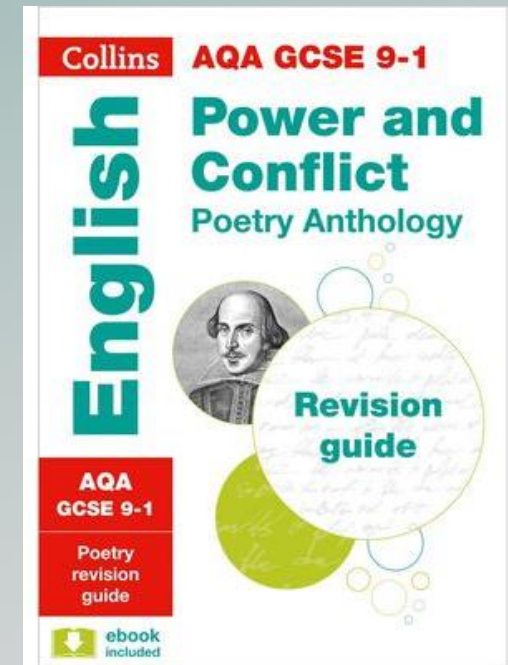
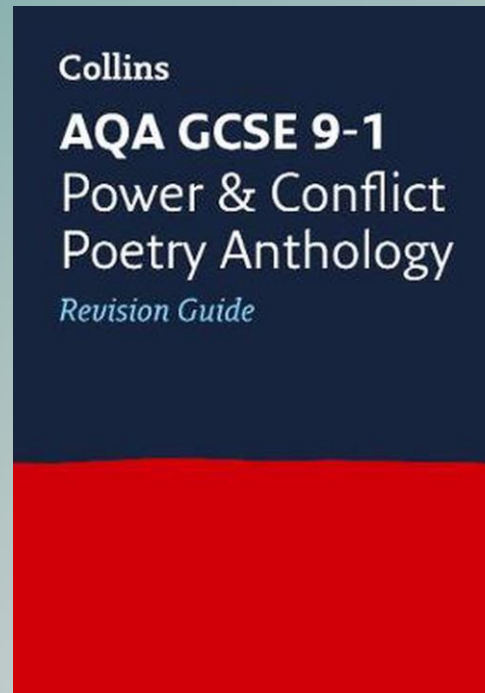
<http://wpaenglish.blogspot.com/>

English



Revision guides for the Literature texts:

- A Christmas Carol
- Power & Conflict poetry
- Romeo & Juliet
- An Inspector Calls (Year 11)





English

Placemats

GCSE ENGLISH LANGUAGE—PAPER 1: EXPLORATIONS IN CREATIVE READING AND WRITING (FICTION)

1 hour 45 minutes

- 80 marks
- 40 marks for reading
- 40 marks for writing

QUESTION 1
4 Marks
List 4 things about...
SPEND 4 MINUTES

Will be directed to a certain part of the text.

Highlight the key focus of the question.

You can use direct quotes.

Simple question- do not over-complicate!

QUESTION 2

8 Marks

How does the writer use language...?
SPEND 13 MINUTES

Point—The writer uses (language technique) to (link to the question) ...

Evidence & Explore—The description of '...' creates the impression that....

Develop (analyse with an extra 1-2 sentences)

This (language technique) not only... but ...

The writer reinforces this image with...

The use of (language technique) implies ...

Furthermore, the writer describes..., which...

AND REPEAT ONE MORE TIME

Use language terminology:

simile, metaphor, personification, imagery, dramatic language, hyperbole / exaggeration, dramatic verbs, adjectives, list, repetition, word choice, phrase, short sentence, complex sentence, rhetorical question, exclamation

QUESTION 3

8 Marks

How does the writer structure their writing to interest you...?
SPEND 13 MINUTES

Point—At the beginning / as the text develops / at the end of the extract, the writer focuses on...

Example of structural feature—By using (structural feature), the writer...

Effect: This interests the reader because...

AND REPEAT TWO MORE TIMES

Structural features:

Change of focus, setting, introduction of new character, change of perspective, foreshadowing, flashback, time, change of pace, dialogue, turning point, key sentence to change mood, zooming in on one aspect, cyclical structure, cliffhanger

QUESTION 4

20 Marks

Someone has said... about this text.
To what extent do you agree?
SPEND 20 MINUTES

Point -I agree/disagree... with the statement, because ...

Evidence & Explore—In the text, the writer uses / describes '...' which implies ...

Develop—This gives me the impression that ...

The writer has used (language technique / structural feature) to create a sense of / to give the reader the feeling that ...

Furthermore - Furthermore, ... which supports my point as...

AND REPEAT TWO MORE TIMES

Different words to infer:

suggests, reveals, implies, illustrates, creates the sense, gives the impression

For this question, you can refer to the language and structural features from question 2 & 3 to analyse the writer's methods. However, your answer must be clearly focused on the question.

You can agree and disagree with the statement in your response, as long as you support your points and analyse the writer's methods.

QUESTION 5

40 Marks (24 marks for ideas/16 marks for accuracy)
Creative writing:

Write a description/story as suggested by this picture...
SPEND 45 MINUTES (5 MINUTES PLANNING)

Creative writing techniques:

Lots of adjectives to paint a picture of the scene

A range of ambitious and descriptive vocabulary

Similes and metaphors—Inventive comparisons!

Use the senses: taste, touch, smell, visual imagery, sounds

A range of sentence types:

Complex sentences to build detail and description

Short sentences for effect

Lists of 3 to build descriptive detail

5 PART STRUCTURE

1. Start with an overview of the scene. Describe the time of day and the weather. Talk about what you can see, hear and smell.

From afar, ... / All around was... / The sky... / The air was filled with ...

2. Zoom in on a person, group of people or object. You could describe where they are, what they are doing, describe their appearance

Looking closer ... / Beside the ... was... / The next moment... / Gradually, ...

3. Zoom in further on one particular person or object. Again focus on appearance, movements—aim to describe in close detail to really build an image.

As ... / In front of the ... / Not far from the ... was ...

4. Shift the focus to a different person, group of people or object. Keep on describing in close detail, building imagery.

In the distance, ... / Further along the ... / Another ..., this time ...

5. Zoom back out on to the scene as a whole but change something—this could be the time of day or the weather. Make reference to something from the opening paragraph.

Just then... / Suddenly ... / A little later... / The next moment...

Ways to start a sentence:

- Adverb: Gradually, ... / Suddenly, ...
- Conjunction: As ... / While ... / Despite the ... / Although ...
- Preposition: From afar, ... / Beside ... / Underneath ...
- Adjective: Tiny / Numerous / Exorable
- Complex sentences: Not only ... but ... / As well as ... also ...

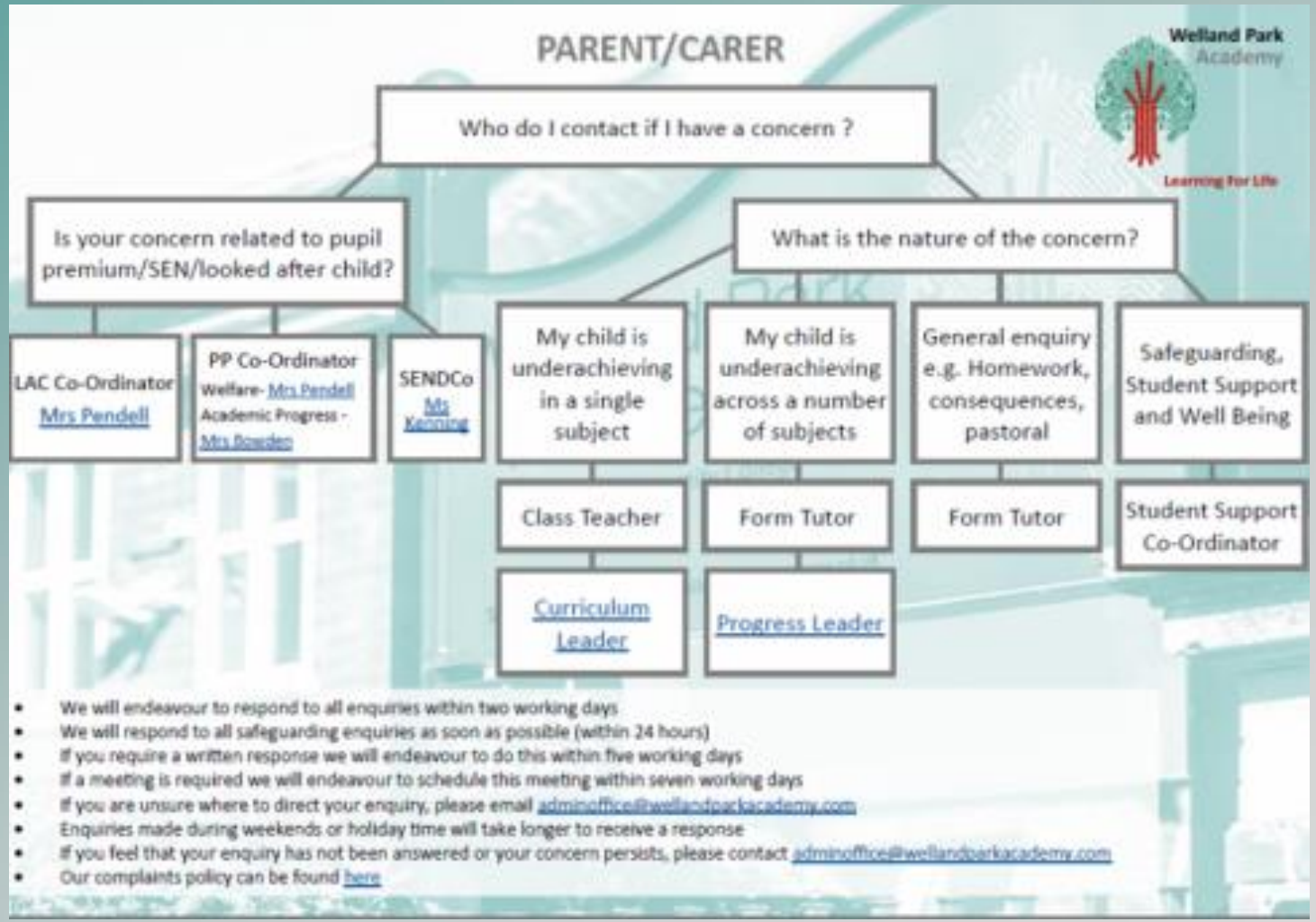
Extend sentences with semi-colons:

...; however, ... / ...; in deed, ... / ...; in fact, ...

Extend sentences:

...and ... / ... but ... / ... as ... / ... even though ... / ... in spite of ... / ... creating / making / forming / causing ...


Support



<https://www.wellandparkacademy.co.uk/safeguardingandwellbeingforparents>

How to revise

https://www.wellandparkacademy.co.uk/files/ugd/a66a09_c2348c7a94bd4ffc872f099cc0a6cae8.pdf



Summer opportunity



